

EQUIPMENT INSTRUCTION MANUAL - INFRARED HEATER



This product is not suitable for primary heating purposes.

USER INSTRUCTIONS

Read these instructions before using the appliance. Keep them in a safe place.

The heater must be installed and used in accordance with the regulations currently in force.

Position on a level surface and always use in a well ventilated area.

The appliance should not be installed in a room the volume of which is less than 82 m³ for living rooms and 41m³ for other rooms. The air renewal ventilation should not be less than 103 cm².

The heater is fitted with a safety device which will shut off the gas and extinguish the appliance if normal ventilation conditions are not met.

The appliance is fitted with a butane 21mm quick on regulator.

TO FIT THE GAS CYLINDER

The heater is designed to operate with 7kg or 15kg butane cylinders.

Remove the back panel from the device.

Place the gas cylinder on the base of the heater.

Connect the regulator to the cylinder according to the regulator instructions, ensuring that the hose is not twisted or damaged.


If the hose shows signs of damage or excessive wear it must be replaced before lighting.

LIGHTING THE HEATER

Ensure that the heater is positioned with a minimum clearance of 60cm from flammable materials.

The heater has three heat settings, minimum, medium, high.

For MINIMUM heat - Rotate the button to 

For MEDIUM heat - Rotate the button to 

For MAXIMUM heat - Rotate the button to 



Connect and turn on the regulator according to the regulator instructions.

Press and hold down the control knob for 20 seconds before turning anticlockwise past the ignition point to the minimum heat setting.

When the heater is lit continue to hold down the control knob for 10 seconds.

If on releasing the button the flame goes out turn the control knob to the off position, wait one minute and repeat the procedure.

Turn the control knob to the desired setting.

TURNING THE HEATER OFF

Turn the gas regulator to the off position according to the regulator instructions.

Turn the control knob to the "●" position.

It is recommended to disconnect the regulator from the gas cylinder when not in use.

SAFETY INSTRUCTIONS

The guard on this appliance is to prevent risk of fire or injury from burns and no part of it shall be permanently removed. IT DOES NOT GIVE FULL PROTECTION FOR YOUNG CHILDREN OR THE INFIRM.

DO NOT: Use the heater in high rise flats, basements, bathrooms or bedrooms.

DO NOT: Use any other gas except butane.

DO NOT: Attempt to clean the heater until it has cooled down.

DO NOT: Use naked flame to detect gas leaks.

DO NOT: Allow children or pets to play near the heater.

DO NOT: Touch the front of the heater or attempt to move it when in use.

DO NOT: Use in leisure vehicles such as caravans or motorhomes.

DO NOT: Position the fire close to walls, furniture, curtains or any inflammable material as this could result in fire.

DO NOT: Cover or place anything on top of the heater.

If you smell gas, turn off the heater, take it outdoors and call your gas cylinder supplier

Warning: Never attempt to light the heater if the hose is damaged or loose or if you suspect it may be leaking gas. In the event of a gas leak have the unit checked by a competent person. When changing gas cylinders make sure that there are no sources of ignition or naked flames near.

DO: Place the heater on a flat level surface at all times.

DO: wait for 3 minutes to re-light the heater should the heater turn off for any reason.



DO: Store gas cylinders outside, above ground, in a safe secure place.

DO: Allow the heater to cool down before moving.

ALWAYS: Use a proprietary leak detector fluid, on all gas hose joints when connecting/ reconnecting the gas regulator, and after any periods where the heater has been dormant/ in storage.

ALWAYS: Follow any safety instructions supplied with gas cylinder.

ALWAYS: Keep the heater well away from glass doors and windows to avoid damage.

Model	H46
Power	4,2 kW
Injector	0,80 - 0,52
Destination Country	UK
	
Category	I3B
Consumption	305 g/h
Type of gas	Butane
Inlet Pressure	28 mbar
Standard	EN449
O.D.S.	21100/307
Energy efficiency class	A
Direct heat output	4,2 kW
Indirect heat output	0 kW
Minimum heat output	1,6 kW
sp Pilot	0,17 kW
Energy efficiency index	89%
Useful efficiency at nominal heat output	100%

If you need any assistance please contact us:

support@gasproducts.co.uk
Telephone 028 9146 1111

Hamilton Gas Products Ltd

7 Balloo Crescent
Bangor
County Down
BT19 7WP

04/2023